



 ozMask

**PRODUCT MANUAL**

## I Copyright Declaration

- The manual is for Home use, OzMask Healing Mask – Advanced and Professional manufactured by our company. Before installation, please read this manual. Operate in accordance with the specification strictly. We are not responsible for the direct, indirect, intentional, unintentional damage and risk due to improper installation, use and maintenance.
- We reserve the right to change product specifications subject to change without notice.
- The declaration is published by OzMask and the final interpretation right belongs to OzMask.








## I Technical parameters

- **Product:** Healing Mask
- **Model:** OzMask Healing Mask – Advanced (Professional)
- **Dimension after package:** 305 " 225 " 155(mm)
- **Gross Weight:** 1.5Kg
- **Input voltage:** AC110 — 240V 1.OA SO/60Hz
- **Operating voltage:** DC 24V
- **LED Quantity:** Red light: 165 pcs Blue light: 161pcs  
NIR:165pcs
- **LED Wavelengths:** 480nm (Blue light),660nm(Red light),  
850nm(NIR)
- **Web:** <http://www.ozmask.com>

## I Accessories List

Please check whether the accessories are all available or not according to the list below. Please contact us within 24 hours in case of any accessories are lost or damaged.

Below are the pictures of main accessories.

Name	Quantity	Picture
Controller	1	
Mask	1	
Stand	1	
Goggles	1	
Bandage	1	
Power Supply	1	
AC adapter	1	

## I Treatment theory of LED

- OzMask - Healing Mask Advanced (Professional) uses photo dynamic therapy, it can stimulate the activity of skin cells, and renovates the stratum concern by the shine of LED light.
- OzMask - Healing Mask Advanced (Professional) has three lights:high intensity infrared light,blue light and purple light. Three lights combine together which can increase the activity of cells, inhibit inflammation, promote blood circulation etc. So it can reach the result of anti aging, skin rejuvenation, skin whitening and acne removal etc.

## I Function

- **Activate Collagen**  
Accelerate new collagen regeneration, and elastin skin will become more tender.
- **Anti—Aging**  
Improve the activity of cells, reduce wrinkles.
- **Improve skin tone**  
Improve blood circulation within the cells.
- **Desalt pigmentation**  
Promote blood circulation, control pigmentation generation.
- **Skin tightening**  
New collagen regrowth, skin creates more elasticity.

## Wavelength and Function

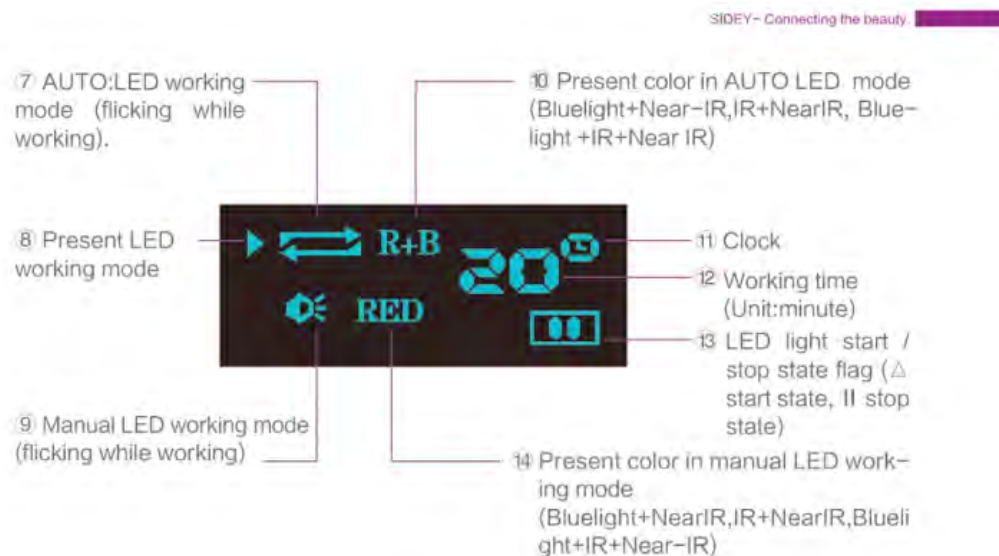
- 480nm Bluelight uses for acne removal and pores shrinking.
- 660nm Redlight Skin whitening, skin rejuvenation, increase collagen and elasticity.
- 850nm purple stimulates collagen generation, and the activity of cells.



# Instructions



- **Interface:** Remaining working time, LED Color, Working model.
- **Time up:** Increase working time.
- **Time down:** Reduce working time.
- **Switch button for LED working mode:** Manual /Auto. ( the Triangle arrows on the left point to present to present mode).
- **Power switch button:** Power switch and LED light(press once, device will turn on, press once again to start/pause LED light. Keep pressing for 3s to turn off the device).
- **LED color:** Manual setting LED color (Blue+NIR, Red+NIR, Purple+NIR).



## I Operation interfaces

- The length of the mask belt can be changed depending on personal habit.
- Please read the instructions before use, make sure the power cable has been connected.
- Clean Your face before use.
- If necessary, you can combine with cosmetic products and masks, like moisturizers.
- Sit or lie on the chair , put the goggles on and then use the mask.
- Use the mask depending on the treatment demands.
- Turn off the mask after use and remove the eye cover and power cable.
- Clean the mask and put it back in the box.



## **I Precautions**

- Use Specified adapter and power cord.
- Recommend 20—30 minutes each time, do not use more than 30 minutes of continuous prolonged use may cause overheating of the instrument;
- Pregnant women, epilepsy, light sensitivity, May produce adverse reactions after use, please stop using immediately.
- Please use the goggle to keep eyes away from LED light.
- Please moisture, dust, clean and store away from sunlight.
- When cleaning the instrument, use a soft towel or clean cloth dipped in water to clean, avoid scratching the surface.
- Use in a quiet indoor environment of the instrument during treatment, do not walk around.
- Non-professionals do not try to disassemble and change the product, if necessary, please contact the manufacturer.
- The instrument has a configured cable to avoid twisting, appearance scratches or corrosion, So as to avoid the instrument not working properly or personal injury.

## **I Technique Support**

- Our after sale service idea is: Customers are always reasonable, we need to trust our customers forever." We have separated after sale service department, and sophisticated skill, capable of supply support for maintenance and clinical questions at all times. Excellent Customer service team will supply the newest technology and information to you in time !

## I After Sales Service

### ■ After—Sales Standard

#### ▲ Promise for after sales service

- The host enjoys a free six months warranty from the date of purchase shown in your invoice, long life maintenance service is available (except special agreement).

#### ▲ Standard 6 months Warranty

- Warranty (6 months and to be decided if need replacement or standard parts.
- According to the provisions of the strict implementation of the special contract.
- In the free warranty, the consumer due to improper installation, use, maintenance or keeping, the damage of equipment such as severe impact, vibration, drop and wrong operation, etc, we are not liable for repair or replacement.
- Within the free warranty, and the loss of damage to equipment key parts of consumers from the use, maintenance or custody of improper, such as adapter, ice goggles, company will charge the cost of spare parts.
- The company authorized by the maintenance department or consumer to remove, damages caused by improper maintenance .
- No product quality credit card or a valid proof of purchase, can not prove that belongs to the free warranty. Product quality credit card fill in incomplete or altered.
- Because of the irresistible factors (such as fire, earthquake and other natural disasters) damage, is not under warranty.
- Beyond the warranty period of products, we are not responsible.

### ■ Repair Service

- When the instrument is malfunctioning for some reason, to be returned for repair, please email and submit relevant information to the company in time.

### Mode of Transport

Express delivery or physical distribution(the original packaging)



## Certificate

- **Product name :** OzMask
- **Implementation of standards:** IEC 60355 1:2004  
IEC so335-2-32<2005  
GB 4706.1-2005  
GB 4706.10-2008
- After the company inspection, this product meets the standard requirements, allowed by the factory.

### Implementation of standards:



Make sure that the complete quality inspection chapter is clear, altered and valid.

